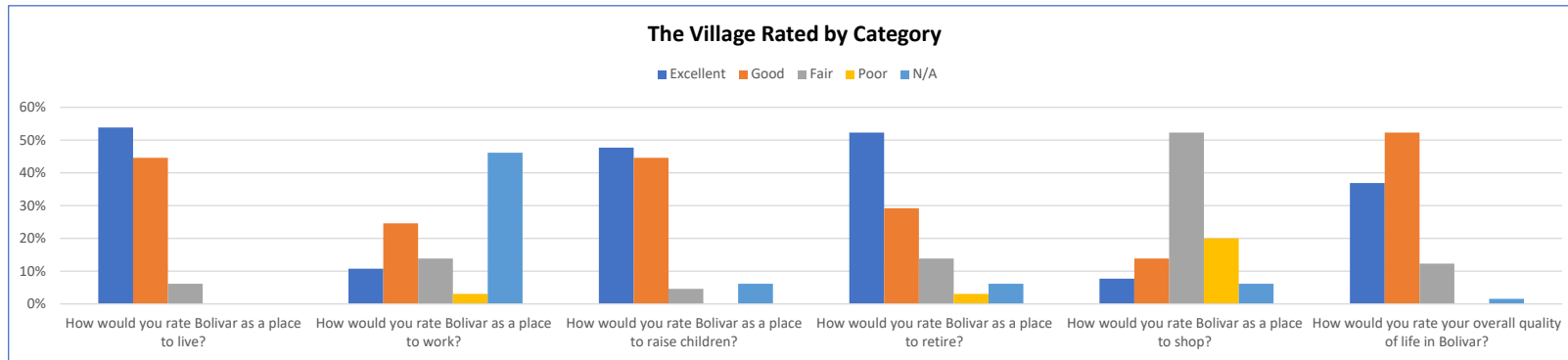


There were 65 surveys in total; not all surveys received were 100% filled out. A few surveys were filled out as a couple those became two surveys; below are the results.

1.) Please rate the following aspects of life in Bolivar:

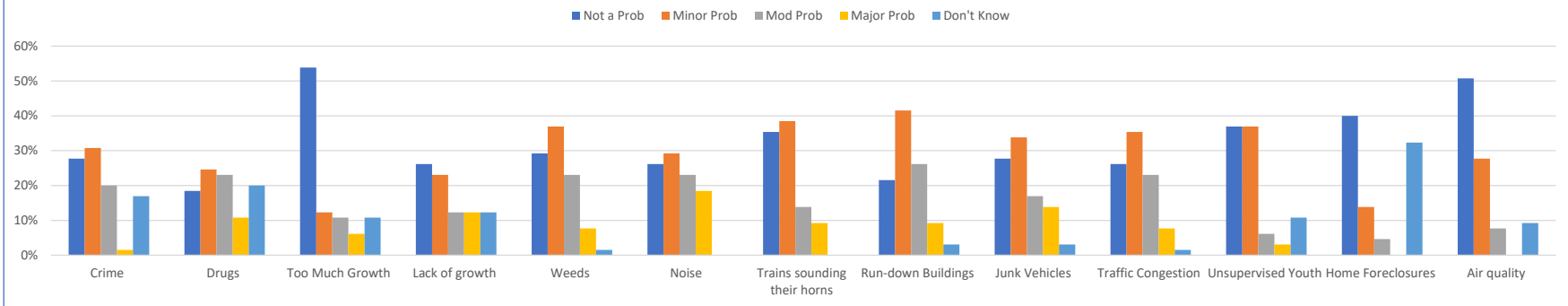
	Excellent	Good	Fair	Poor	N/A	Excellent	Good	Fair	Poor	N/A
How would you rate Bolivar as a place to live?	54%	45%	6%	0%	0%	35	29	4	0	0
How would you rate Bolivar as a place to work?	11%	25%	14%	3%	46%	7	16	9	2	30
How would you rate Bolivar as a place to raise children?	48%	45%	5%	0%	6%	31	29	3	0	4
How would you rate Bolivar as a place to retire?	52%	29%	14%	3%	6%	34	19	9	2	4
How would you rate Bolivar as a place to shop?	8%	14%	52%	20%	6%	5	9	34	13	4
How would you rate your overall quality of life in Bolivar?	37%	52%	12%	0%	2%	24	34	8	0	1



3.) To what degree, if at all, are each of the following a problem in Bolivar?

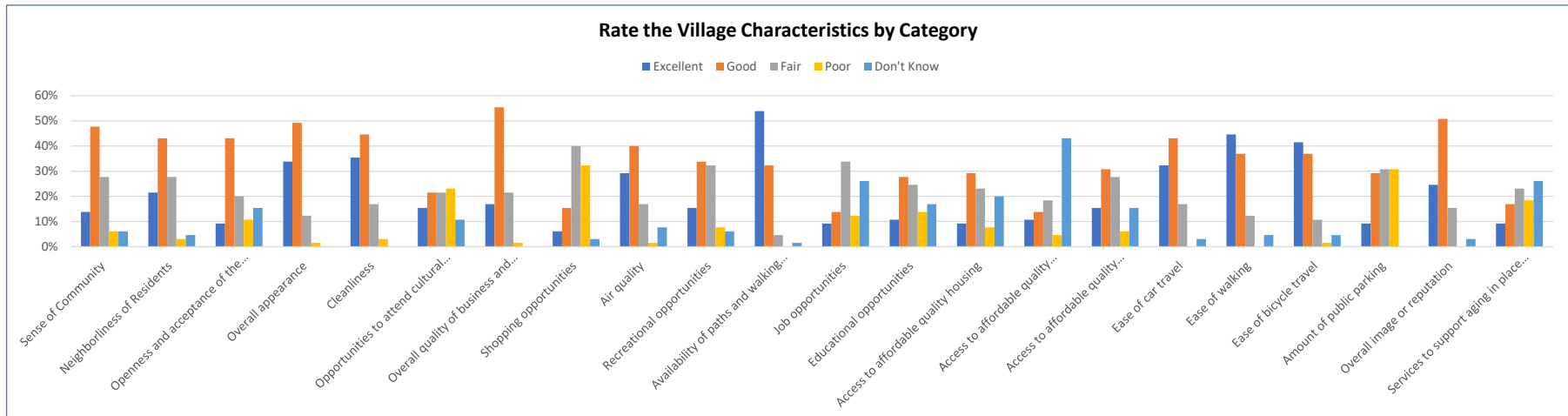
	Not a Prob	Minor Prob	Mod Prob	Major Prob	Don't Know	Not a Prob	Minor Prob	Mod Prob	Major Prob	Don't Know
Crime	28%	31%	20%	2%	17%	18	20	13	1	11
Drugs	18%	25%	23%	11%	20%	12	16	15	7	13
Too Much Growth	54%	12%	11%	6%	11%	35	8	7	4	7
Lack of growth	26%	23%	12%	12%	12%	17	15	8	8	8
Weeds	29%	37%	23%	8%	2%	19	24	15	5	1
Noise	26%	29%	23%	18%	0%	17	19	15	12	0
Trains sounding their horns	35%	38%	14%	9%	0%	23	25	9	6	0
Run-down Buildings	22%	42%	26%	9%	3%	14	27	17	6	2
Junk Vehicles	28%	34%	17%	14%	3%	18	22	11	9	2
Traffic Congestion	26%	35%	23%	8%	2%	17	23	15	5	1
Unsupervised Youth	37%	37%	6%	3%	11%	24	24	4	2	7
Home Foreclosures	40%	14%	5%	0%	32%	26	9	3	0	21
Air quality	51%	28%	8%	0%	9%	33	18	5	0	6

Degree Problem in the Village by Category



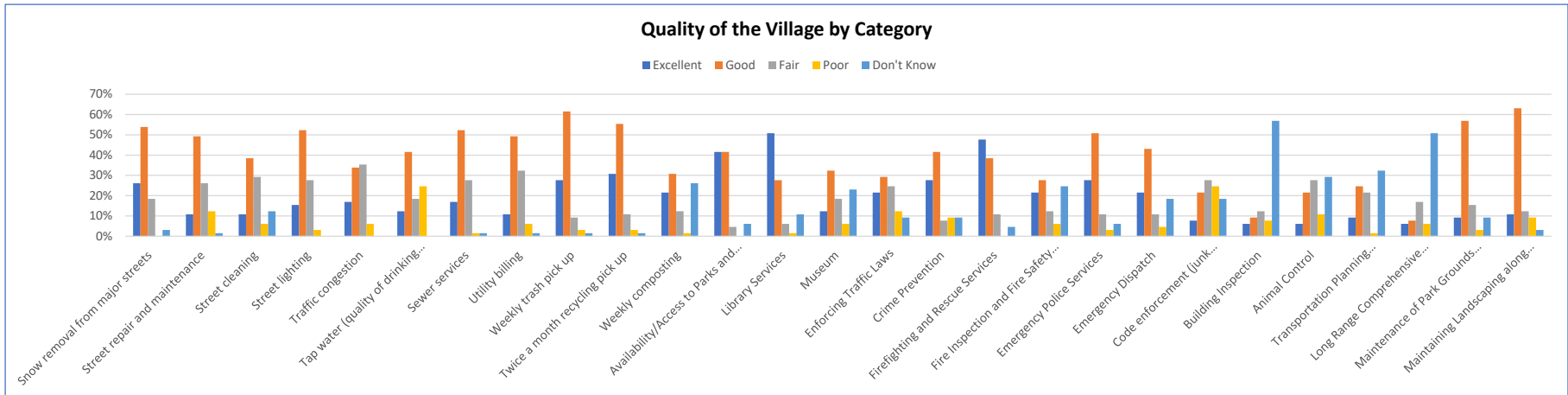
4.) Please rate each of the above characteristics as they relate to the Village of Bolivar as a whole:

	Excellent	Good	Fair	Poor	Don't Know	Excellent	Good	Fair	Poor	Don't Know
Sense of Community	14%	48%	28%	6%	6%	9	31	18	4	4
Neighborhoodliness of Residents	22%	43%	28%	3%	5%	14	28	18	2	3
Openness and acceptance of the community towards people of diverse backgrounds	9%	43%	20%	11%	15%	6	28	13	7	10
Overall appearance	34%	49%	12%	2%	0%	22	32	8	1	0
Cleanliness	35%	45%	17%	3%	0%	23	29	11	2	0
Opportunities to attend cultural activities	15%	22%	22%	23%	11%	10	14	14	15	7
Overall quality of business and service establishments	17%	55%	22%	2%	0%	11	36	14	1	0
Shopping opportunities	6%	15%	40%	32%	3%	4	10	26	21	2
Air quality	29%	40%	17%	2%	8%	19	26	11	1	5
Recreational opportunities	15%	34%	32%	8%	6%	10	22	21	5	4
Availability of paths and walking trails	54%	32%	5%	0%	2%	35	21	3	0	1
Job opportunities	9%	14%	34%	12%	26%	6	9	22	8	17
Educational opportunities	11%	28%	25%	14%	17%	7	18	16	9	11
Access to affordable quality housing	9%	29%	23%	8%	20%	6	19	15	5	13
Access to affordable quality childcare	11%	14%	18%	5%	43%	7	9	12	3	28
Access to affordable quality health care	15%	31%	28%	6%	15%	10	20	18	4	10
Ease of car travel	32%	43%	17%	0%	3%	21	28	11	0	2
Ease of walking	45%	37%	12%	0%	5%	29	24	8	0	3
Ease of bicycle travel	42%	37%	11%	2%	5%	27	24	7	1	3
Amount of public parking	9%	29%	31%	31%	0%	6	19	20	20	0
Overall image or reputation	25%	51%	15%	0%	3%	16	33	10	0	2
Services to support aging in place (adult day care, money management, healthcare, etc.)	9%	17%	23%	18%	26%	6	11	15	12	17



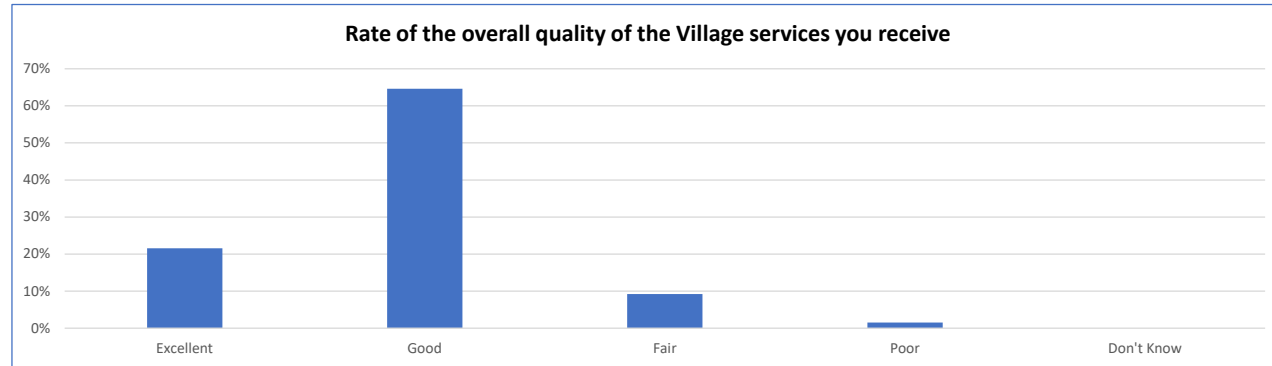
5.) Please rate the quality of each of the following services in Bolivar:

	Excellent	Good	Fair	Poor	Don't Know	Excellent	Good	Fair	Poor	Don't Know
Snow removal from major streets	26%	54%	18%	0%	3%	17	35	12	0	2
Street repair and maintenance	11%	49%	26%	12%	2%	7	32	17	8	1
Street cleaning	11%	38%	29%	6%	12%	7	25	19	4	8
Street lighting	15%	52%	28%	3%	0%	10	34	18	2	0
Traffic congestion	17%	34%	35%	6%	0%	11	22	23	4	0
Tap water (quality of drinking water)	12%	42%	18%	25%	0%	8	27	12	16	0
Sewer services	17%	52%	28%	2%	2%	11	34	18	1	1
Utility billing	11%	49%	32%	6%	2%	7	32	21	4	1
Weekly trash pick up	28%	62%	9%	3%	2%	18	40	6	2	1
Twice a month recycling pick up	31%	55%	11%	3%	2%	20	36	7	2	1
Weekly composting	22%	31%	12%	2%	26%	14	20	8	1	17
Availability/Access to Parks and Trails	42%	42%	5%	0%	6%	27	27	3	0	4
Library Services	51%	28%	6%	2%	11%	33	18	4	1	7
Museum	12%	32%	18%	6%	23%	8	21	12	4	15
Enforcing Traffic Laws	22%	29%	25%	12%	9%	14	19	16	8	6
Crime Prevention	28%	42%	8%	9%	9%	18	27	5	6	6
Firefighting and Rescue Services	48%	38%	11%	0%	5%	31	25	7	0	3
Fire Inspection and Fire Safety Education	22%	28%	12%	6%	25%	14	18	8	4	16
Emergency Police Services	28%	51%	11%	3%	6%	18	33	7	2	4
Emergency Dispatch	22%	43%	11%	5%	18%	14	28	7	3	12
Code enforcement (junk vehicles on private property, Weed Control, Noise, Trash and Outside Storage)	8%	22%	28%	25%	18%	5	14	18	16	12
Building Inspection	6%	9%	12%	8%	57%	4	6	8	5	37
Animal Control	6%	22%	28%	11%	29%	4	14	18	7	19
Transportation Planning (transit, bike, pedestrian)	9%	25%	22%	2%	32%	6	16	14	1	21
Long Range Comprehensive Planning	6%	8%	17%	6%	51%	4	5	11	4	33
Maintenance of Park Grounds and Facilities	9%	57%	15%	3%	9%	6	37	10	2	6
Maintaining Landscaping along the public right of way	11%	63%	12%	9%	3%	7	41	8	6	2



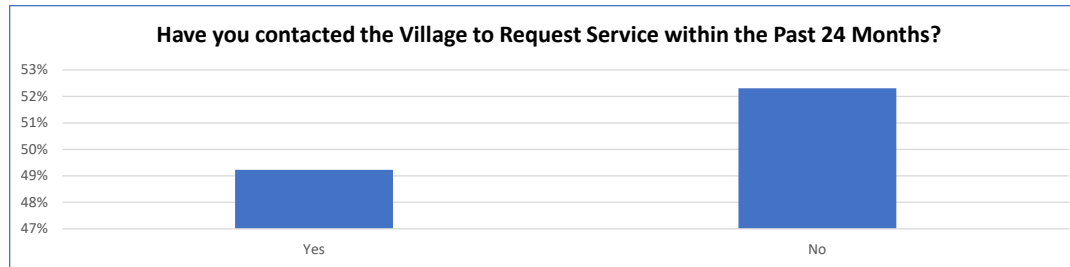
6.) Please rate the overall quality of the Village services you receive:

Excellent	Good	Fair	Poor	Don't Know	Excellent	Good	Fair	Poor	Don't Know
22%	65%	9%	2%	0%	14	42	6	1	0



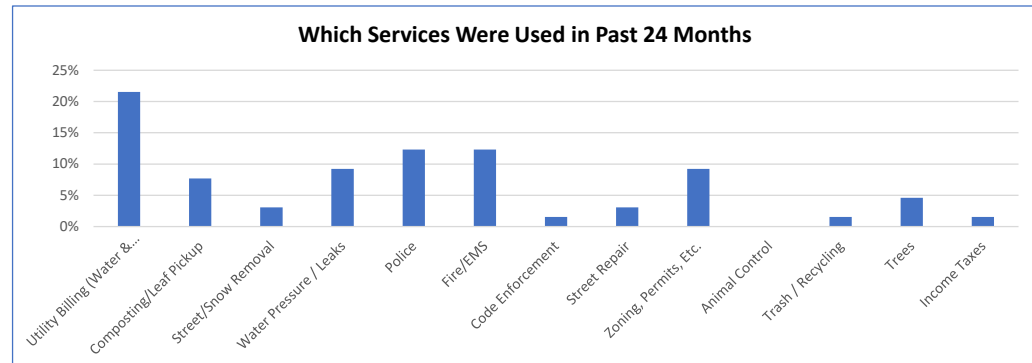
7.) Have you contacted the Village of Bolivar to request service within the past 24 months (including police, fire, zoning, water department street department, or any others)?

Yes	No	Yes	No
49%	52%	32	34



8. For which service or services did you contact the Village within the past 24 months?

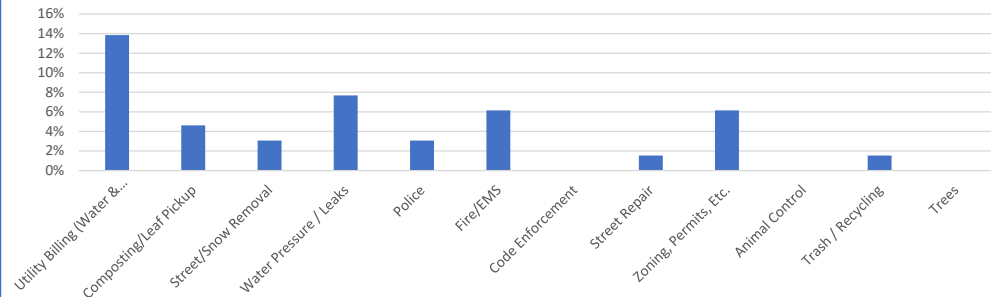
Utility Billing (Water & Trash)	22%	14
Composting/Leaf Pickup	8%	5
Street/Snow Removal	3%	2
Water Pressure / Leaks	9%	6
Police	12%	8
Fire/EMS	12%	8
Code Enforcement	2%	1
Street Repair	3%	2
Zoning, Permits, Etc.	9%	6
Animal Control	0%	0
Trash / Recycling	2%	1
Trees	5%	3
Income Taxes	2%	1



9.) For which service did you most recently contact the Village? (Check only one.)

Utility Billing (Water & Trash)	14%	9
Composting/Leaf Pickup	5%	3
Street/Snow Removal	3%	2
Water Pressure / Leaks	8%	5
Police	3%	2
Fire/EMS	6%	4
Code Enforcement	0%	0
Street Repair	2%	1
Zoning, Permits, Etc.	6%	4
Animal Control	0%	0
Trash / Recycling	2%	1
Trees	0%	0

Which Service Most Recently Used



10.) What was your impression of employees of the Village of Bolivar in your most recent contact? Rate each characteristic below:

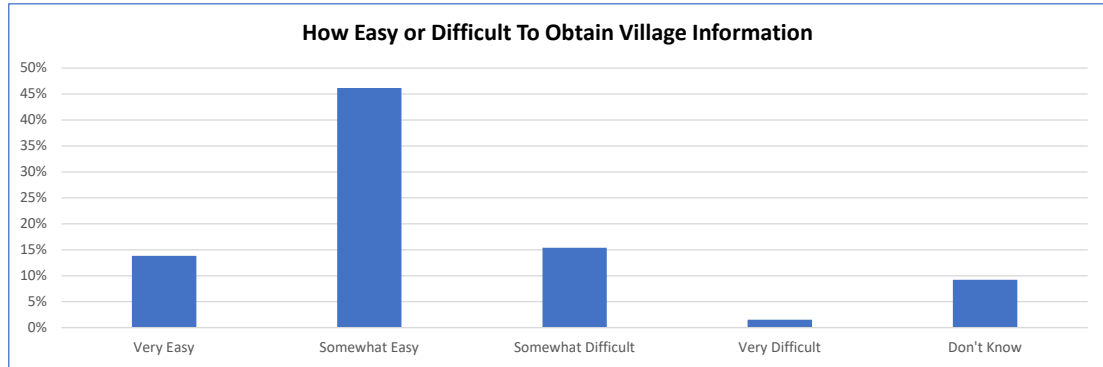
	Excellent	Good	Fair	Poor	Don't Know	Excellent	Good	Fair	Poor	Don't Know
Knowledge of issue	23%	32%	8%	2%	2%	15	21	5	1	1
Treated you with respect	35%	28%	5%	0%	0%	23	18	3	0	0
Willingness to help or understand	31%	29%	5%	3%	0%	20	19	3	2	0
How easy it was to get in touch with the employee	15%	29%	18%	3%	2%	10	19	12	2	1
How quickly the issue was handled	22%	25%	9%	6%	5%	14	16	6	4	3
Overall impression	20%	40%	3%	3%	0%	13	26	2	2	0

Impression of Employees of the Village by Characteristic



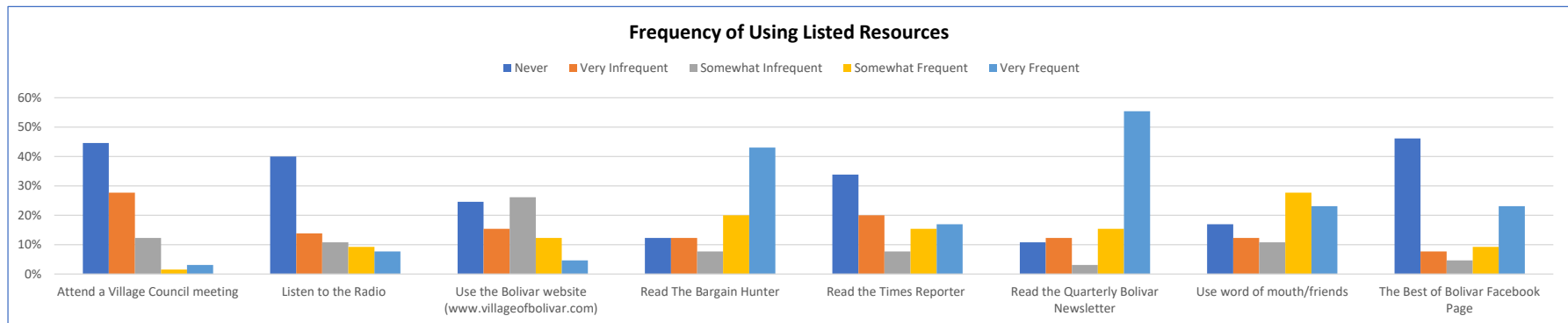
11.) In your opinion, how easy or difficult is it to obtain information about the Village of Bolivar?

Very Easy	Somewhat Easy	Somewhat Difficult	Very Difficult	Don't Know	Very Easy	Somewhat Easy	Somewhat Difficult	Very Difficult	Don't Know
14%	46%	15%	2%	9%	9	30	10	1	6



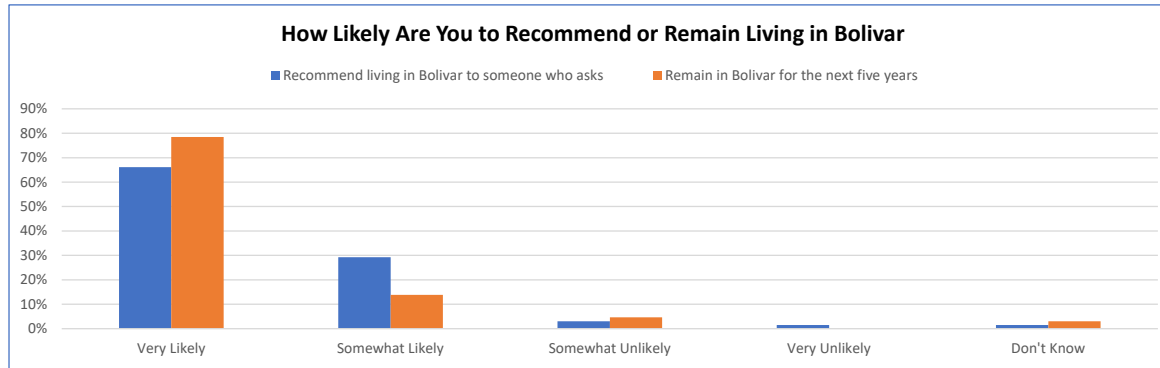
12.) How often do you use the following sources to gain information about the Village of Bolivar?

	Never	Very Infrequent	Somewhat Infrequent	Somewhat Frequent	Very Frequent	Never	Very Infrequent	Somewhat Infrequent	Somewhat Frequent	Very Frequent
Attend a Village Council meeting	45%	28%	12%	2%	3%	29	18	8	1	2
Listen to the Radio	40%	14%	11%	9%	8%	26	9	7	6	5
Use the Bolivar website (www.villageofbolivar.com)	25%	15%	26%	12%	5%	16	10	17	8	3
Read The Bargain Hunter	12%	12%	8%	20%	43%	8	8	5	13	28
Read the Times Reporter	34%	20%	8%	15%	17%	22	13	5	10	11
Read the Quarterly Bolivar Newsletter	11%	12%	3%	15%	55%	7	8	2	10	36
Use word of mouth/friends	17%	12%	11%	28%	23%	11	8	7	18	15
The Best of Bolivar Facebook Page	46%	8%	5%	9%	23%	30	5	3	6	15



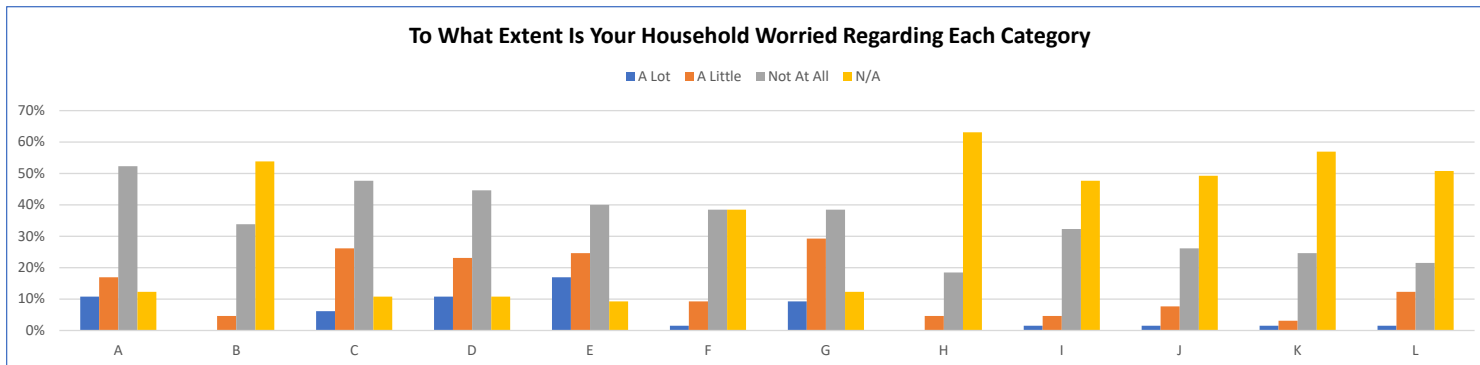
13.) Please indicate how likely or unlikely you are to do each of the following:

	Very Likely	Somewhat Likely	Somewhat Unlikely	Very Unlikely	Don't Know	Very Likely	Somewhat Likely	Somewhat Unlikely	Very Unlikely	Don't Know
Recommend living in Bolivar to someone who asks	66%	29%	3%	2%	2%	43	19	2	1	1
Remain in Bolivar for the next five years	78%	14%	5%	0%	3%	51	9	3	0	2



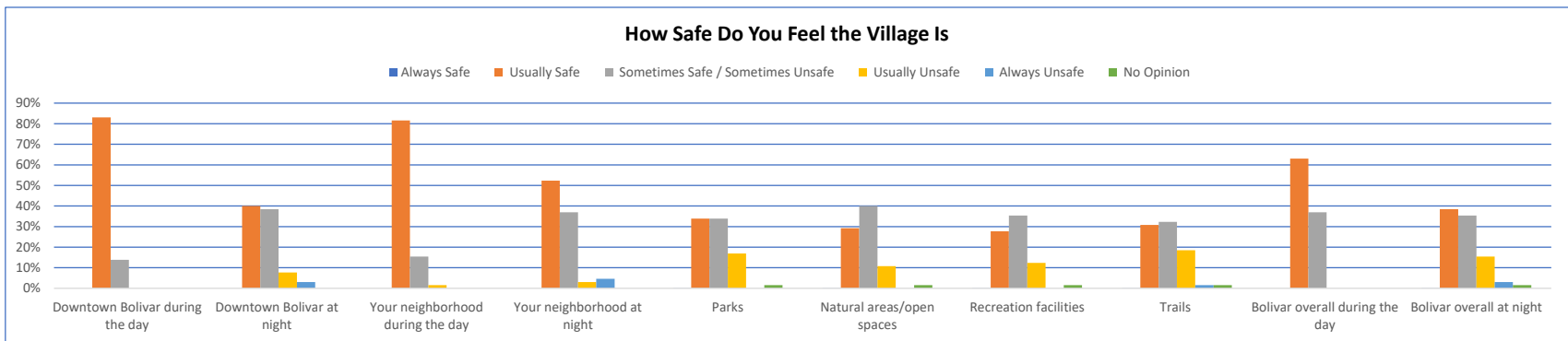
14.) To what extent have you or members of your household worried about each of the following in the last 12 months:

		A Lot	A Little	Not At All	N/A	A Lot	A Little	Not At All	N/A
Making your housing cost payments, including rent/mortgage, utilities and taxes	A	11%	17%	52%	12%	7	11	34	8
Finding housing you can afford	B	0%	5%	34%	54%	0	3	22	35
Paying for health and dental care and insurance	C	6%	26%	48%	11%	4	17	31	7
Paying for food and groceries	D	11%	23%	45%	11%	7	15	29	7
Paying for transportation expenses, such as gasoline, car payments, or bus fare	E	17%	25%	40%	9%	11	16	26	6
Paying for legal assistance	F	2%	9%	38%	38%	1	6	25	25
Paying for unexpected costs, such as a car repair	G	9%	29%	38%	12%	6	19	25	8
Paying for childcare	H	0%	5%	18%	63%	0	3	12	41
Finding mental health or substance abuse treatment that you or a family member needs	I	2%	5%	32%	48%	1	3	21	31
Paying for educational expenses for you or your children	J	2%	8%	26%	49%	1	5	17	32
Addressing risky behaviors affecting your school-age children, such as truancy, bullying, substance abuse, or emotional issues	K	2%	3%	25%	57%	1	2	16	37
Finding a job or finding a better paying job	L	2%	12%	22%	51%	1	8	14	33



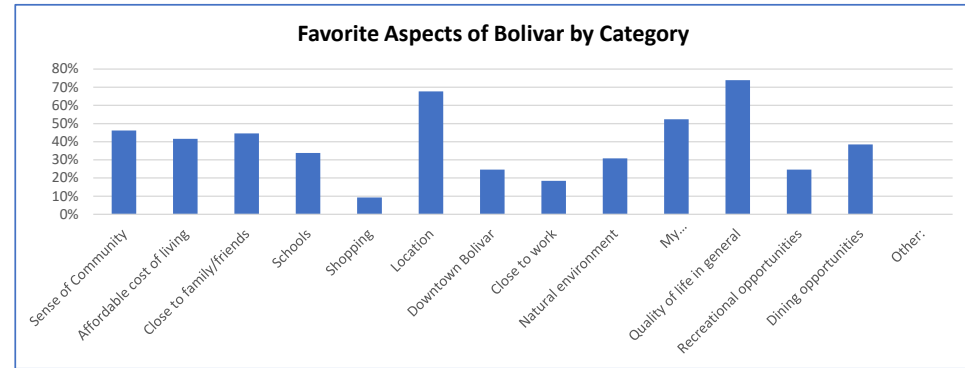
15.) Please tell us how safe you feel in each of the following areas in Bolivar:

	Always Safe	Usually Safe	Sometimes Safe / Sometimes Unsafe	Usually Unsafe	Always Unsafe	No Opinion	Always Safe	Usually Safe	Sometimes Safe / Sometimes Unsafe	Usually Unsafe	Always Unsafe	No Opinion
Downtown Bolivar during the day	0%	83%	14%	0%	0%	0%	54	9	0	0	0	1
Downtown Bolivar at night	0%	40%	38%	8%	3%	0%	26	25	5	2	0	4
Your neighborhood during the day	0%	82%	15%	2%	0%	0%	53	10	1	0	0	0
Your neighborhood at night	0%	52%	37%	3%	5%	0%	34	24	2	3	0	1
Parks	0%	34%	34%	17%	0%	2%	22	22	11	0	1	7
Natural areas/open spaces	0%	29%	40%	11%	0%	2%	19	26	7	0	1	10
Recreation facilities	0%	28%	35%	12%	0%	2%	18	23	8	0	1	13
Trails	0%	31%	32%	18%	2%	2%	20	21	12	1	1	8
Bolivar overall during the day	0%	63%	37%	0%	0%	0%	41	24	0	0	0	0
Bolivar overall at night	0%	38%	35%	15%	3%	2%	25	23	10	2	1	3



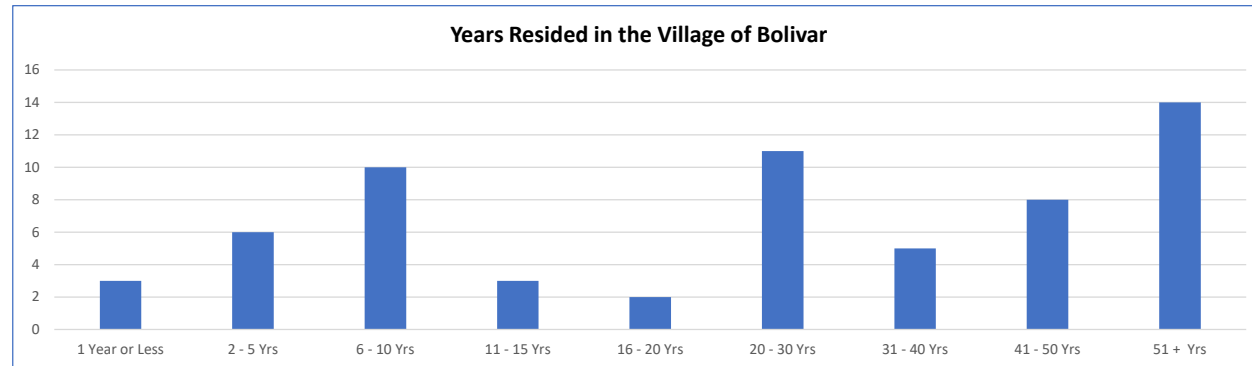
17.) What are your favorite aspects about living in Bolivar? (Please check all that apply)

Sense of Community	46%	30
Affordable cost of living	42%	27
Close to family/friends	45%	29
Schools	34%	22
Shopping	9%	6
Location	68%	44
Downtown Bolivar	25%	16
Close to work	18%	12
Natural environment	31%	20
My neighbors/neighborhood	52%	34
Quality of life in general	74%	48
Recreational opportunities	25%	16
Dining opportunities	38%	25
Other:	0%	0



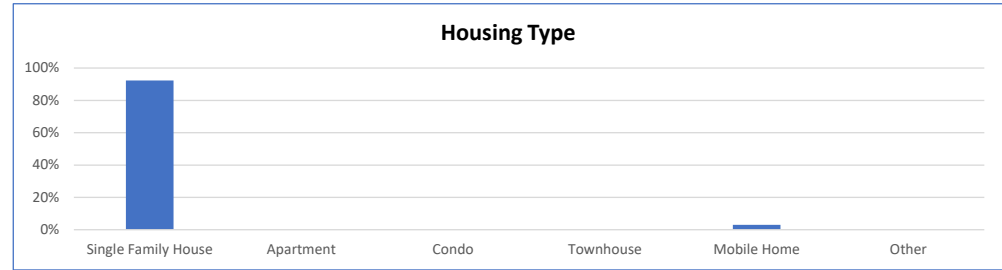
D1.) About how many years have you lived in Bolivar? (If less than 6 months enter "0")

1 Year or Less	2 - 5 Yrs	6 - 10 Yrs	11 - 15 Yrs	16 - 20 Yrs	20 - 30 Yrs	31 - 40 Yrs	41 - 50 Yrs	51 + Yrs
3	6	10	3	2	11	5	8	14



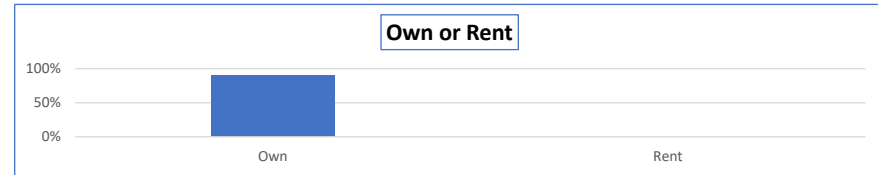
D2.) What kind of housing unit do you live in?

Single Family House	92%	60
Apartment	0%	0
Condo	0%	0
Townhouse	0%	0
Mobile Home	3%	2
Other	0%	0



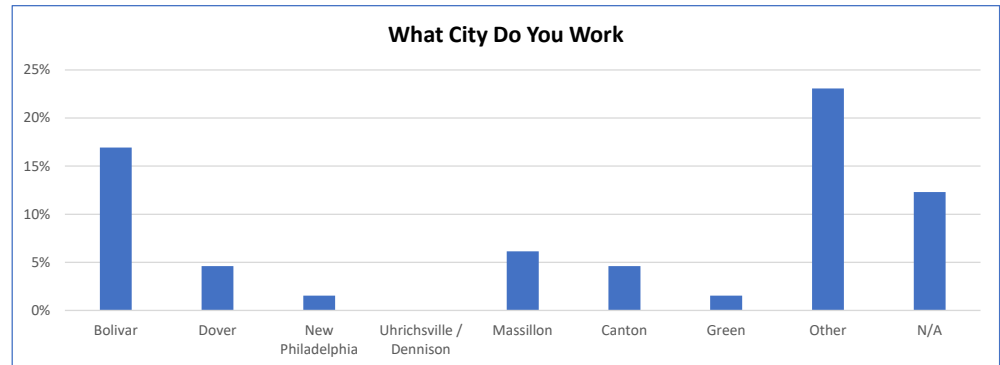
D3.) Do you rent or own your home

Own	91%	59
Rent	0%	0



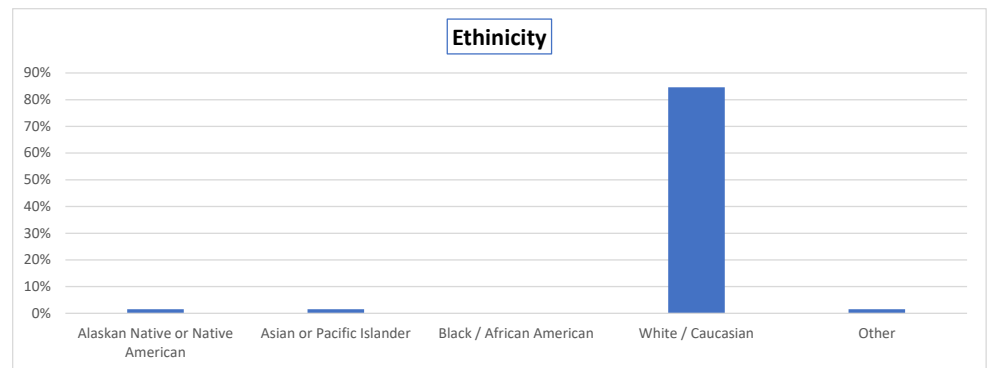
D4.) In what City do you work?

Bolivar	17%	11
Dover	5%	3
New Philadelphia	2%	1
Uhrichsville / Dennison	0%	0
Massillon	6%	4
Canton	5%	3
Green	2%	1
Other	23%	15
N/A	12%	8



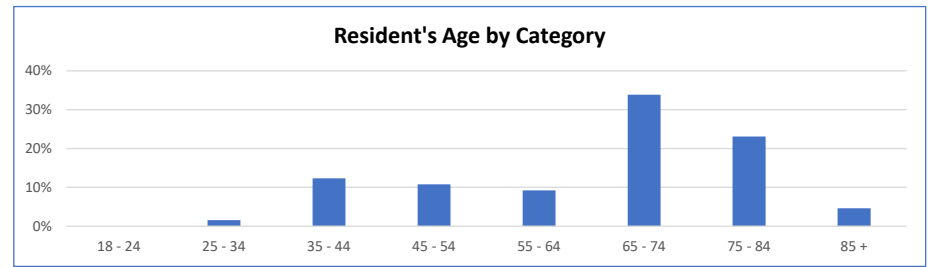
D5.) What is your race? (Mark one or more races to indicate what race you consider yourself to be.)

Alaskan Native or Native American	2%	1
Asian or Pacific Islander	2%	1
Black / African American	0%	0
White / Caucasian	85%	55
Other	2%	1




D6.) In which category is your age?

18 - 24	0%	0
25 - 34	2%	1
35 - 44	12%	8
45 - 54	11%	7
55 - 64	9%	6
65 - 74	34%	22
75 - 84	23%	15
85 +	5%	3



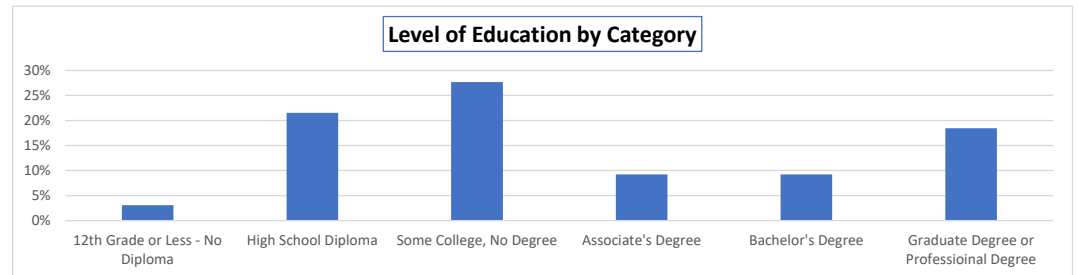
D7.) What is your gender

Female	57%	37
Male	38%	25



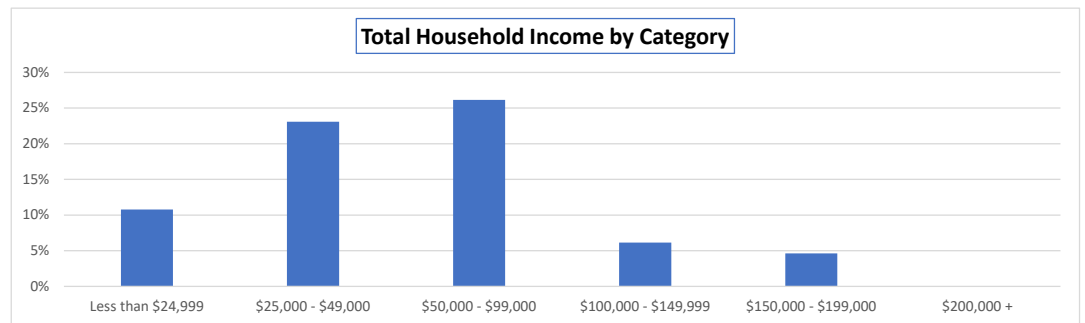
D8.) What is the highest degree or level of school you have completed? (Mark one box)

12th Grade or Less - No Diploma	3%	2
High School Diploma	22%	14
Some College, No Degree	28%	18
Associate's Degree	9%	6
Bachelor's Degree	9%	6
Graduate Degree or Professional Degree	18%	12



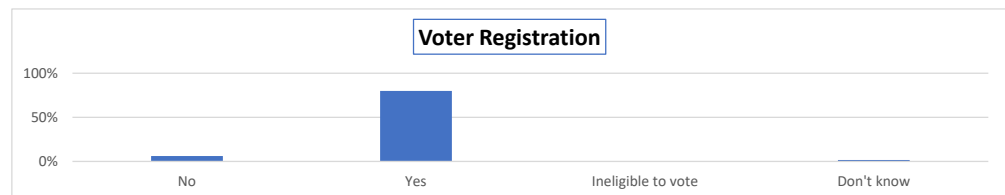
D9.) About how much was your household's total income before taxes for all of 2022? (Please include total income money from all sources for all persons in your household.)

Less than \$24,999	11%	7
\$25,000 - \$49,000	23%	15
\$50,000 - \$99,000	26%	17
\$100,000 - \$149,999	6%	4
\$150,000 - \$199,000	5%	3
\$200,000 +	0%	0



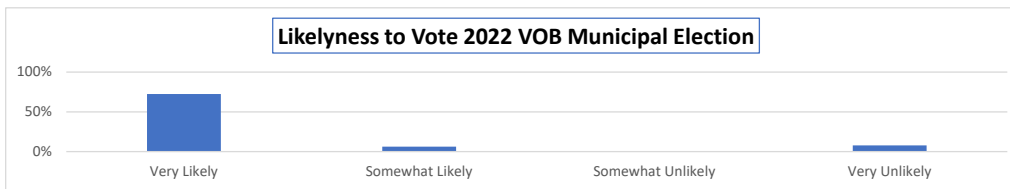
D10.) Are you registered to vote in Bolivar?

No	6%	4
Yes	80%	52
Ineligible to vote	0%	0
Don't know	2%	1



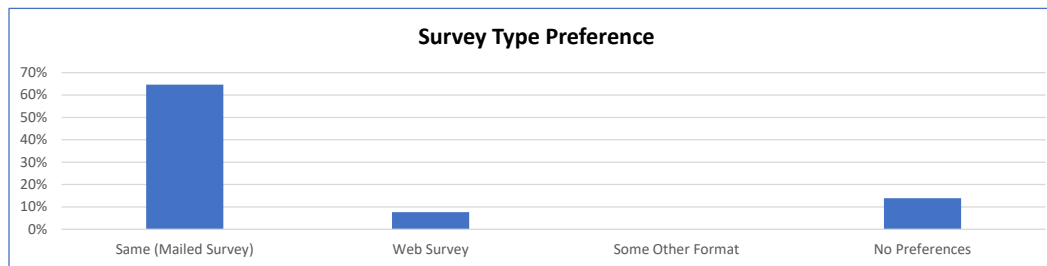
D11.) How likely are you to vote in the 2022 Village of Bolivar Municipal election?

Very Likely	72%	47
Somewhat Likely	6%	4
Somewhat Unlikely	0%	0
Very Unlikely	8%	5



D12.) In the future, if you are randomly selected to receive this survey, how would you prefer to fill it out?

Same (Mailed Survey)	65%	42
Web Survey	8%	5
Some Other Format	0%	0
No Preferences	14%	9



Comment Area	Comments provided as associated with a specific question as well as those just input within the questionnaire:
Addition Comment	Dogs and cats roaming around (pooping)
Addition Comment	Dogs walked by owner and not cleaned up after
Addition Comment	People speeding through town (45 mph in a 25 mph zone)
Addition Comment	Fallen limbs of town's trees
Addition Comment	The times I have requested services, great service has been given
Addition Comment	Love the Train!
Addition Comment	Will access the Bolivar website and newsletter in the future
Addition Comment	Bolivar should have a welcome wagon for new residents or at least a packet of information
Addition Comment	Always have lived here and always will
Addition Comment	Is 116 Water Street a business? Too many garbage cans for a resident. Are they paying a penalty for garbage cans next to the street? The overall look is a disgrace!!
Addition Comment	Question regarding income: None of your business
Addition Comment	Many people notated Retired for question of City where work
Addition Comment	Concern of traffic congestion at 3 way stop by DQ
Addition Comment	Unlikely to recommend Bolivar if asked due to taxes
Addition Comment	I wish you make people clean up properties and mow yards. We have a nice town but it don't take long till it can get run down. Thank you!
Addition Comment	Please trim trees so you can walk on sidewalks and trail
Addition Comment	Air quality is a moderate problem; Only because I am still getting acclimated to the new environment
Addition Comment	Way too many questions - too long. Bad layout, need box for a number to the left side of question
Addition Comment	Animal control cats
Addition Comment	A good use for school when not in use for adult daycare
Addition Comment	Need help
Addition Comment	Traffic congestion at 3 way by DQ
Addition Comment	Lived here 84 years, moved to Bolivar in 1938
Addition Comment	TV tennis courts LOL
Addition Comment	For street lighting, comment says too much - less is more
Addition Comment	For weekly trash pickup; comment says heavy trucks
Addition Comment	Better street repair/preventative maintenance, pot holes, crack sealing, etc.
Addition Comment	Best of Bolivar Facebook - never - drama
Addition Comment	Cops need to switch shifts occasionally
Addition Comment	Need weekly recycle pickup
Addition Comment	Difficult obtaining information for zoning! (fences, trees & such)
Addition Comment	Animal control cats
Addition Comment	We have many speeders on Water Street going towards library. We would like to see patrol at the 4 way stop. Many drivers either slide through or are disrespectful!! Thank you
Q2 Responses	Speeding traffic through town; Losing control of water supplymaintaining water & sewer systems, paving roads, repairing sidewalks
Q2 Responses	Save the Village from going downhill; Village Council on board for the good of the village - not personal gainLosing the Bolivar School and property
Q2 Responses	Bolivar should leave Welcome Wagon to new residents or at least a packet of information;
Q2 Responses	What to do with the truck traffic once the Bolivar school is gone; Finances for a small townNot becoming a town full of rental properties
Q2 Responses	Maintain streets & make more people clean up yards; Do better snow removalShould have reported street in bad shape
Q2 Responses	Is 116 Water Street a business? Too many garbage cans for resident. Are they paying a penalty for garbage cans next to street? The overall look is a disgrace!!;
Q2 Responses	Increase of Crime; BusinessesResidents
Q2 Responses	Keeping local businesses going in the face of a recession;
Q2 Responses	Infrastructure; EquityClosed minded residents
Q2 Responses	Housing for senior citizens; Increase in substance abuse
Q2 Responses	Expanding power grid to deal with blackouts/surges; Very poor water qualityLoss of tax base when school shuts down
Q2 Responses	Train horn is very disruptive, you get use to it but ... ;
Q2 Responses	Keeping police due to pay/benefits; Replacing aging equipmentReplacing water pipes that services homes
Q2 Responses	Bolivar Taxes: Pay more than township residents and see less for dollars; Water: County taking over/qualityQuality of life: Related to increase in cost of living
Q2 Responses	Getting the water rate lower;
Q2 Responses	Inflation; Aging community - less tax income
Q2 Responses	Drugs; Leadership - Team players or Power players? Want what's best for Bolivar?Having a polite dept. Does the street dept make more than the Police Chief?
Q2 Responses	Sidewalks; StreetsPlease trim trees on sidewalks and trail.
Q2 Responses	Sidewalks; StreetsPlease trim trees on sidewalks and trail.
Q2 Responses	Fix bike lane on underpass 77/212; Community park updatesRR overpass on 212
Q2 Responses	Employees for Street & Water; Water and Stormwater grid needs replacedInfrastructure i.e. roads, alleys, parking & structures
Q2 Responses	I have only recently moved here - although I have owned the property since Nov 2020. I am a new kid on the block;
Q2 Responses	Upgrading electricity - lose power frequently; Attract more shops and jobs
Q2 Responses	Maintain water supplies; Maintain streetsMaintain fire & police protection
Q2 Responses	Maintain water supplies; Maintain streetsMaintain fire & police protection
Q2 Responses	To many homes becoming rental property; Keep drugs out
Q2 Responses	Water Lines;
Q2 Responses	Water quality; Roads - specifically side roadsInflux of traffic from baseball complex
Q2 Responses	Cost to live here; Shopping experienceEntering businesses (restaurants & stores)
Q2 Responses	Cost to live here; Shopping experienceEntering businesses (restaurants & stores)
Q2 Responses	Blacktop alleys; Water billsSpeeding 212
Q2 Responses	Senior Citizen housing;
Q2 Responses	Additional traffic - especially Marathon; The town looking shabby and run downThe elementary school moving and causing the loss of tax dollars
Q2 Responses	The Police dominated council is Not Healthy!; Double the police budget? More Toys I pay for!
Q2 Responses	Early AM & 5PM traffic congestion; Speeding & truck trafficTrimming trees
Q2 Responses	Younger families moving in and very little to do with their family;
Q2 Responses	People not able to keep up with their homes; There is a house on Bolivar St that is a MESS!!Please contact the person to clean it up
Q2 Responses	Maintaining green spaces - 3 way stop looks rough; Developing plan to retain police or look at Joint Police townshipMaintaining sidewalks and roadways
Q2 Responses	Unwanted residential growth & loss of farmland; Interstate noiseIndustrial park traffic
Q2 Responses	Crime; Drugs
Q2 Responses	Water supply and infrastructure maintenance; Small business developmentFire, EMS and Safety
Q2 Responses	Growth; Clean up the townStreet repair
Q2 Responses	Loss of income tax with closure of TV Intermediate School; Improving water /sewer infrastructureManaging without increased taxes
Q2 Responses	School leaving; What will come of school property?Need to keep updating town
Q2 Responses	Power grid; InfrastructureRetail space
Q2 Responses	High tax rates; Dated/failing infrastructureSupporting the new school
Q2 Responses	Police and their safety; Drugs
Q2 Responses	Crime; TaxesInflation
Q2 Responses	Dogs & cats roaming around defecating; Owners walking dogs not picking up after; Speeding 45mph in 25; Fallen tree limbs; New employees & council members need more training; snow removal
6B Responses	Those in Charge aren't all on board
6B Responses	The times I have requested services, great service has been given
6B Responses	Great tourist town
6B Responses	Excellent Fire/EMT & Police
6B Responses	Water is very poor
6B Responses	Water & Sewer are extremely high
6B Responses	Very satisfied most of the time; would like to see bike lane at underpass 77 improved
6B Responses	Need police presence along 212 and Fairview to control speed
6B Responses	Honestly, I believe the village does more for the residents than required
6B Responses	Noise and speed leaving village on 212 W
6B Responses	I have been fortunate to have lived here, upstate N.Y. and Wyoming. Although each has a place in my heart, Bolivar is my beginning and I see only growth and beauty here.
6B Responses	Electricity is a frequent issue; lose power with wind and some rain or even on a bright sunny day
6B Responses	So proud to be residents of Bolivar. Very progressive village.
6B Responses	Water quality very poor, road floods everytime it rains, awful tree in front of house
6B Responses	Good Job
6B Responses	Good Job
6B Responses	There is a huge problem with kids hanging out in the DQ parking lot late at night
6B Responses	Improving street repairs & maintenance and street cleaning
6B Responses	For a tree city, I feel the Village needs to help with trimming. Fixed income residents cannot afford this, or do it. We need assistance for elderly/disabled who are no longer able